

## LAYHER LOGISTIC SOLUTIONS

LIST OF PRODUCTS, EXAMPLES FOR USE, TECHNICAL DATA



**Edition 06.2019**  
Art.-Nr. 8103.201

Quality management  
certified according to  
DIN EN ISO 9001

System free pallets,  
system-specific pallets  
and accessories for  
securing loads.





# PALETTES

Safety during transport of material is an important issue in road traffic. Topics such as efficient storage and easy supply to construction sites are just as vital procedures at these sites.

For selected system components are special system pallets are available. They are designed for space-saving storage, movement by crane or fork-lift truck, stackability and long life.

For all other components, an extensive range of system free pallets and skeleton boxes is available: sturdily made of steel and corrosion-resistant thanks to hot-dip galvanizing.

This ensures that in a very short time you can get the right material to the right place, exactly as you need it.





# SYSTEM FREE PALLETS

## TUBE PALLET 85

The square tube pallet 85 is suitable for storage and transport of guardrails, ledgers, diagonal braces, assembly frames, toe boards, scaffolding decks and scaffolding tubes. Optionally, the tube pallet 85 can be provided with a box insert or skeleton box insert for storage and transport of small parts




### TECHNICAL DATA

Weight: 30.8 kg  
 Length of pallet posts: 0.86 m  
 Max. load: 1,500 kg  
 External dimensions: 0.97 x 0.97 m

### TYPICAL LOADS TUBE PALLET

(Ref. No. 5105.085)  
 80 standards  
 155 ledgers  
 11 Robust decks 0.61 m  
 15 Stalu decks 0.61 m  
 28 steel decks 0.32 m




### TYPICAL LOADS SKELETON BOX

(Ref. No. 5105.085 tube pallet)  
 (Ref. No. 5104.088 timber base plate)  
 (Ref. No. 5104.086 mesh box insert)  
 500 couplers  
 120 wall ties 0.38 m  
 100 baseplates 60

## TUBE PALLET 125

The tube pallet 125 is suitable for storage and transport of guardrails, ledgers, diagonal braces, assembly frames, toe boards, scaffolding decks and scaffolding tubes.




### TECHNICAL DATA

Weight: 36.0 kg  
 Length of pallet posts: 0.86 m  
 Max. load: 1,500 kg  
 External dimensions: 1.37 x 0.97 m

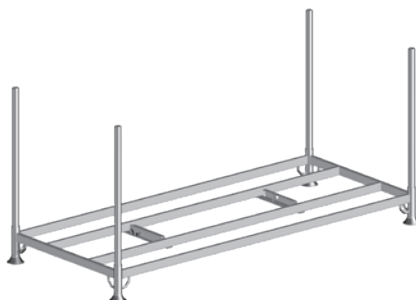
### TYPICAL LOADS

(Ref. No. 5105.125)  
 13 assembly frames 0.73 m  
 80 standards  
 155 ledgers  
 11 Robust decks 0.61 m  
 15 Stalu decks 0.61 m  
 28 steel decks 0.32 m



## TUBE PALLET 265

The tube pallet 265 is suitable for transport and storage of large and bulky scaffolding components such as ridge and roof cassettes for cassette roofs or brick guards.




### TECHNICAL DATA

Weight: 50.6 kg  
 Length of pallet posts: 1.20 m  
 Max. load: 1,300 kg  
 External dimensions: 2.77 x 1.22 m


### TYPICAL LOADS

(Ref. No. 5113.265)  
 13 ridge cassettes  
 20 roof cassettes  
 15 brick guards



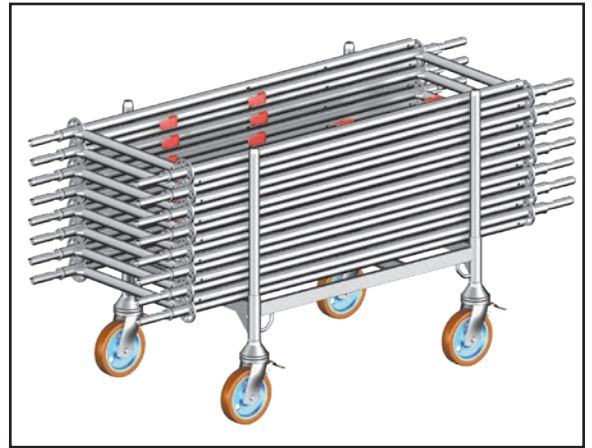
## SPECIAL FEATURES OF LAYHER TUBE PALLETS

For space-saving transport of empty Layher universal and tube pallets, the pallet posts can be removed and stowed inside the base frame.



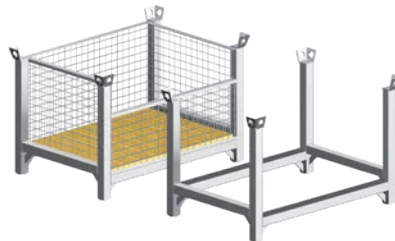
For moving the filled pallets without a fork-lift truck or crane, high-strength lockable wheels with polyurethane tyres (Ref. No. 5207.250) can be inserted into the pallet feet. Each one can be subjected to a load of up to 750 kg.

The polyurethane tyre also protects sensitive floor coverings from damage.



## MODULAR SKELETON BOX

The modular skeleton box is suitable for storage and transport of small parts such as couplers, wall ties or the like. It can be stacked with Europool pallets as per DIN EN 13698-1 and has crane eyelets for easy supplying of construction sites. The 0.53 m high front side of the skeleton box permits the removed of stacked material even when pallets are stacked on top of it. The modular pallet is identical in construction with the modular skeleton box but without mesh box inserts and timber base plate.



### TECHNICAL DATA

Weight: 70.6 kg  
Max. load: 2,000 kg  
External dimensions: 1.26 x 0.86 m

### TYPICAL LOADS MODULAR PALLET

(Ref. No. 7042.004)  
16 Stalu decks 0.61 m  
22 steel decks 0.32 m  
140 ledgers

### TYPICAL LOADS SKELETON BOX

(Ref. No. 5113.002)  
1,200 couplers  
180 scaffolding anchors 0.38 m  
200 baseplates 60

# LOGISTICS ACCESSORIES

Securing and fastening material is available in addition to pallets for trouble-free transport of Layher scaffolding material.

## CRANE EYELET COUPLER

For crane movement of scaffolding material or completely assembled scaffolding sections, the crane eyelet coupler in wrench sizes 19 and 22 (Ref. No. 4724.019/022) is available, and is capable of withstanding loads of up to 14.1 kN vertical and parallel to the tube axis.



## ALLROUND LIFTING ATTACHEMENT FOR CRANE OFFSET

The Allround lifting attachment for crane offset (Ref. No. 2630.000) is particularly suitable for the crane offset of Allround Scaffolding constructions such as the Allround modular stairtower, shoring tower or reinforcement scaffold available. This is characterized by its quick assembly thanks to the Allround wedge connection technology and a coupler for a clean application of force into the standards. Depending on the load angle, it can absorb forces from 7.3 to 17.5 kN.



## LASHING STRAPS



Lashing strap with clamp lock  
(Ref. No. 5976.610)

Lashing strap with 0.5-ton-ratchet  
(Ref. No. 6306.004)

Lashing strap with 5-ton-ratchet  
(Ref. No. 5976.600)

# SYSTEM PALLETS

## SPEEDYSCAF ASSEMBLY FRAME PIN PALLET

The SpeedyScaf assembly frame pin pallet is suitable for storage and transport of 20 Speedy frames – depending on the version for 0.73 m wide or 1.09 m wide frames. It is suitable for Euro Speedy Frames as well as for older versions of the Speedy Frame. The assembly frames are stacked standing up. The frames are fitted alternating right and left onto the pallet pins. The other side of the frame is mounted freely between two pins on the pallet side.

A maximum of 2 filled pallets may be stacked on top of each other. Higher stacks are not permissible.

### TECHNICAL DATA

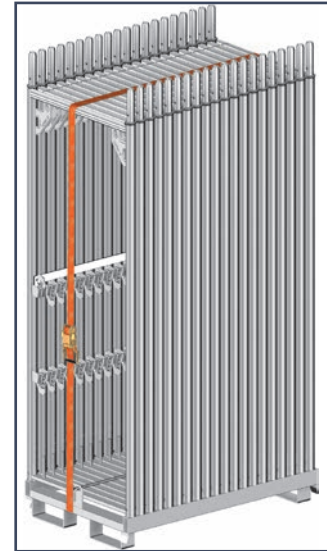

(Ref. No. 5113.073 / 109)

Weight: 34.0 or. 36.2 kg

Assembly frame capacity: 20 SpeedyScaf

Assembly frames.

External dimensions: 1.20 x 0.77 m or. 1.20 x 1.13 m



## ALLROUND STAR-PALETT

The Allround STAR pallet is suitable for storage and transport of 19 Allround STAR Frames – depending on the version for 0.73 m wide or 1.09 m wide Allround STAR Frames. The assembly frames are stacked standing up. Ten STAR Frames are fitted onto the pallet pins. The other side of the frame is mounted freely on the pallet side. The second frame and the last-but-one frame are fitted onto the pins on the opposite side. The nine other frames are inserted with the spigots downwards into the tubes of the pallet.

A maximum of 2 filled pallets may be stacked on top of each other. Higher stacks are not permissible.

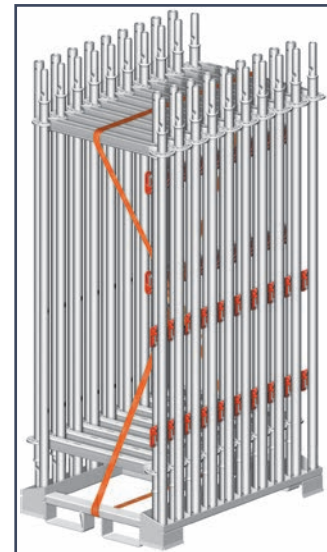
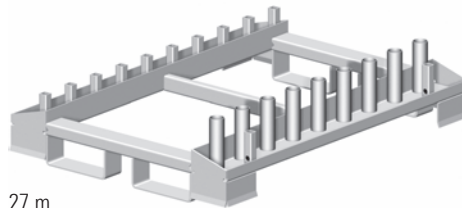
### TECHNICAL DATA

(Ref. No. 5113.001 / 0725.591)

Weight: 42.3 or. 50.0 kg

Assembly frame capacity: 19 STAR frames

External dimensions: 1.20 x 0.91 m or. 1.20 x 1.27 m



## ALLROUND SHORING-FRAME PALLET

For the Allround Shoring TG 60, a special system pallet is available for the space-saving storage of the shoring frames. Due to the nesting of the pallet, which is nested in three levels, it can be filled with 22 frames in one stacking layer. Depending on the frame type, up to 4 layers are stacked on top of each other in one pallet. Thus the maximum capacity is 88 frames. Integrated crane eyelets allow a suspension directly to the place of use.

A maximum of 2 filled pallets can be stacked on top of each other.

### TECHNICAL DATA

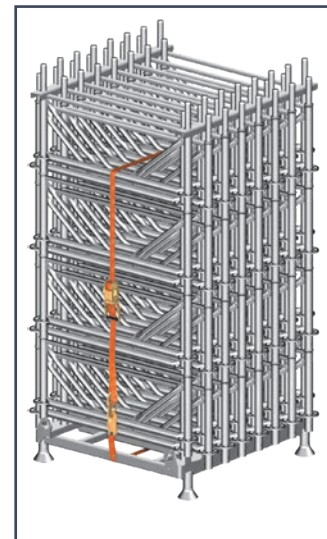

(Ref. No. 5113.003)

Weight: 53.7 kg

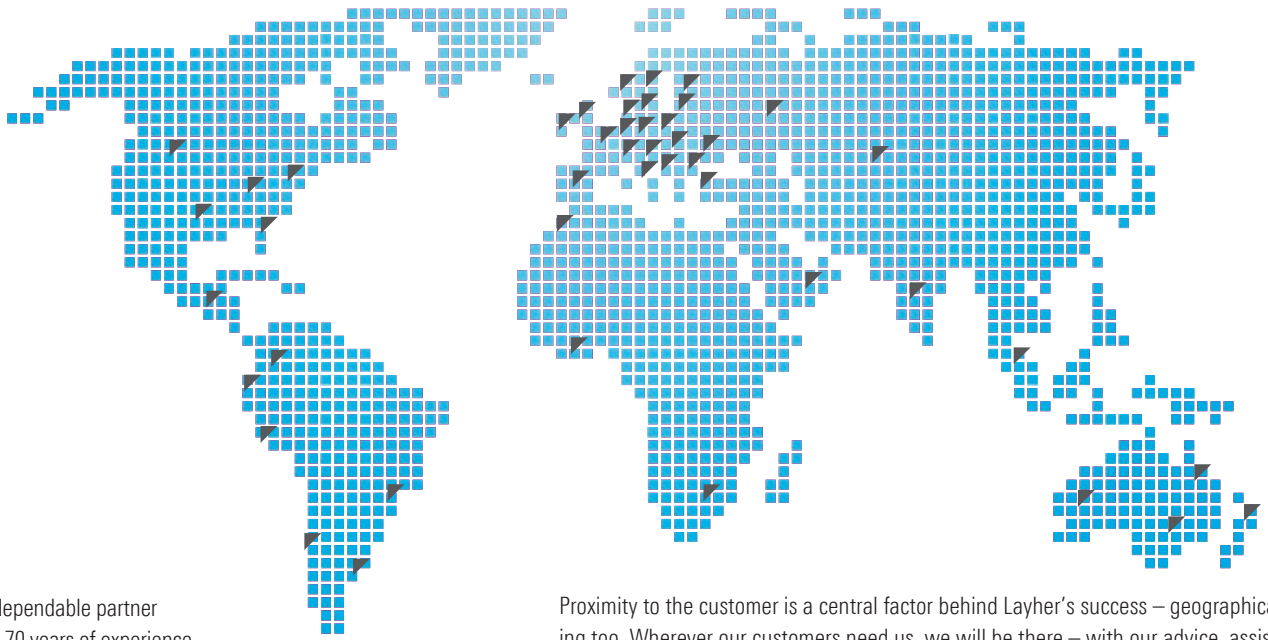
Assembly frame capacity: 22 pieces

depending on the frame type, up to 4 layers possible.

External dimensions: 1.20 x 1.10 m







Layher is your dependable partner with more than 70 years of experience. "Made by Layher" always means "Made in Germany" too – and that goes for the entire product range. Superb quality – and all from one source.

Proximity to the customer is a central factor behind Layher's success – geographically speaking too. Wherever our customers need us, we will be there – with our advice, assistance and solutions.



**SpeedyScaf**



**Allround Scaffolding**



**System-free Accessories**



**Protective Systems**



**Shoring**



**Event Systems**



**Rolling Towers**



**Ladders**



Headquarters in Eibensbach



Plant 2 in Gueglingen

**Layher** 

More Possibilities. The Scaffolding System.

**Wilhelm Layher GmbH & Co KG**  
Scaffolding Grandstands Ladders

Ochsenbacher Strasse 56  
74363 Gueglingen-Eibensbach  
Germany

Post Box 40  
74361 Gueglingen-Eibensbach  
Germany  
Telephone +49 (0) 71 35 70-0  
Telefax +49 (0) 71 35 70-2 65  
E-mail [export@layher.com](mailto:export@layher.com)  
[www.layher.com](http://www.layher.com)



**MIX**  
Papier aus verantwortungsvollen Quellen

**FSC® C002010**